

autism speaks®



Voting means making a choice or a decision as a group. You may vote on what you want for dinner, the favorite color in the class or what movie to watch as a family.


When a group of people vote, they each choose what they want. Then the votes are counted. Whichever choice has the most votes wins.



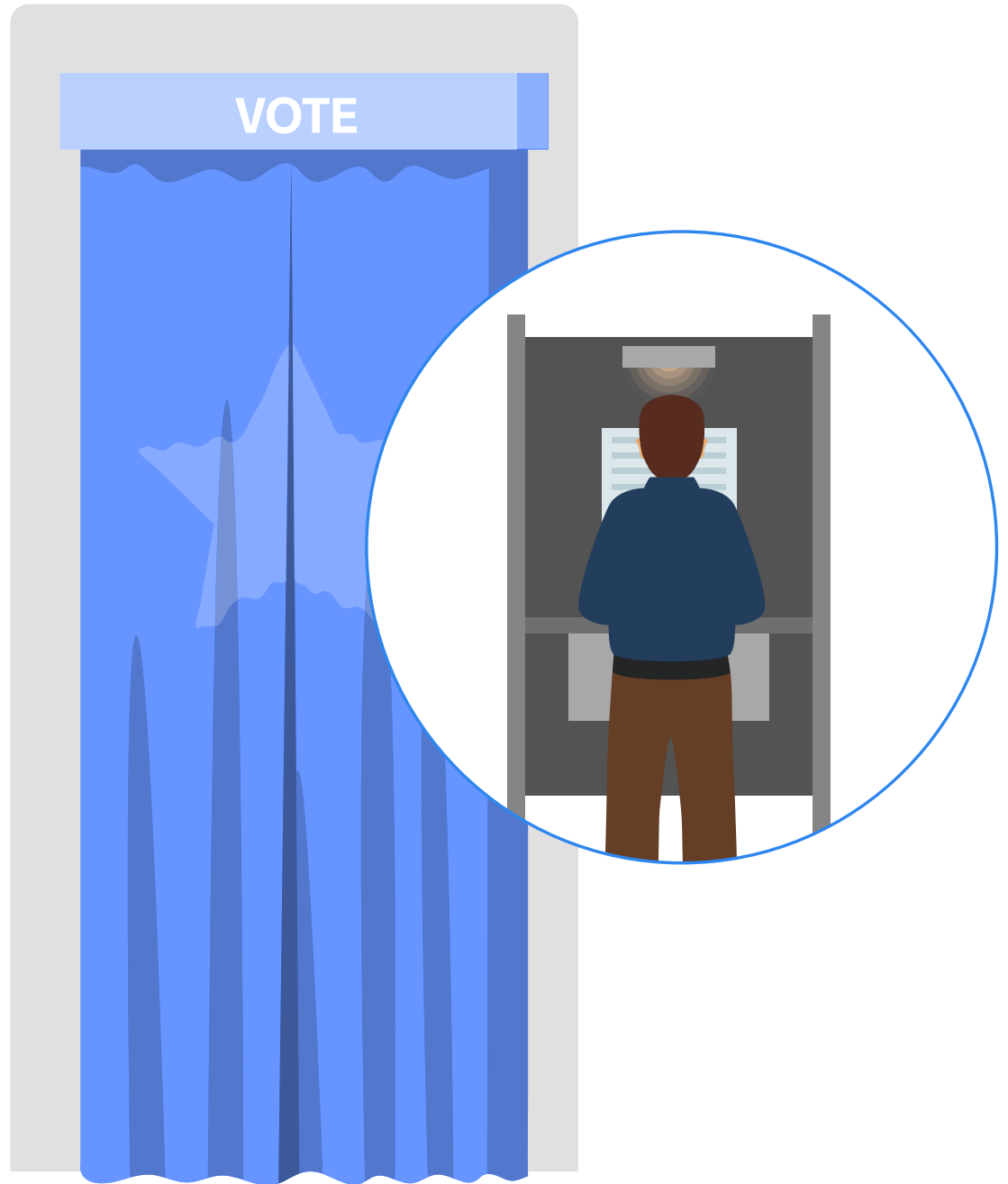
Adults over the age of 18 vote for who they want to be in charge of their city, state and country. This is a big decision. These decisions are made every year on **Election Day**. Depending on the job the person is running for, we may vote for them to have the job for one year, or for several years before we choose again.



Election Day is the day adults vote for who they want to be the leader. They may do this in-person at a polling place. Sometimes, this is the library or a school close to my house.



When voting in person, voters make their choices on a **voting machine**. Every polling place uses different-looking machines. Most machines have a curtain or door for privacy.



If they don't vote in-person, voters in some states can choose to mail their vote to the election office. This is called a **mail-in** or **absentee ballot**.



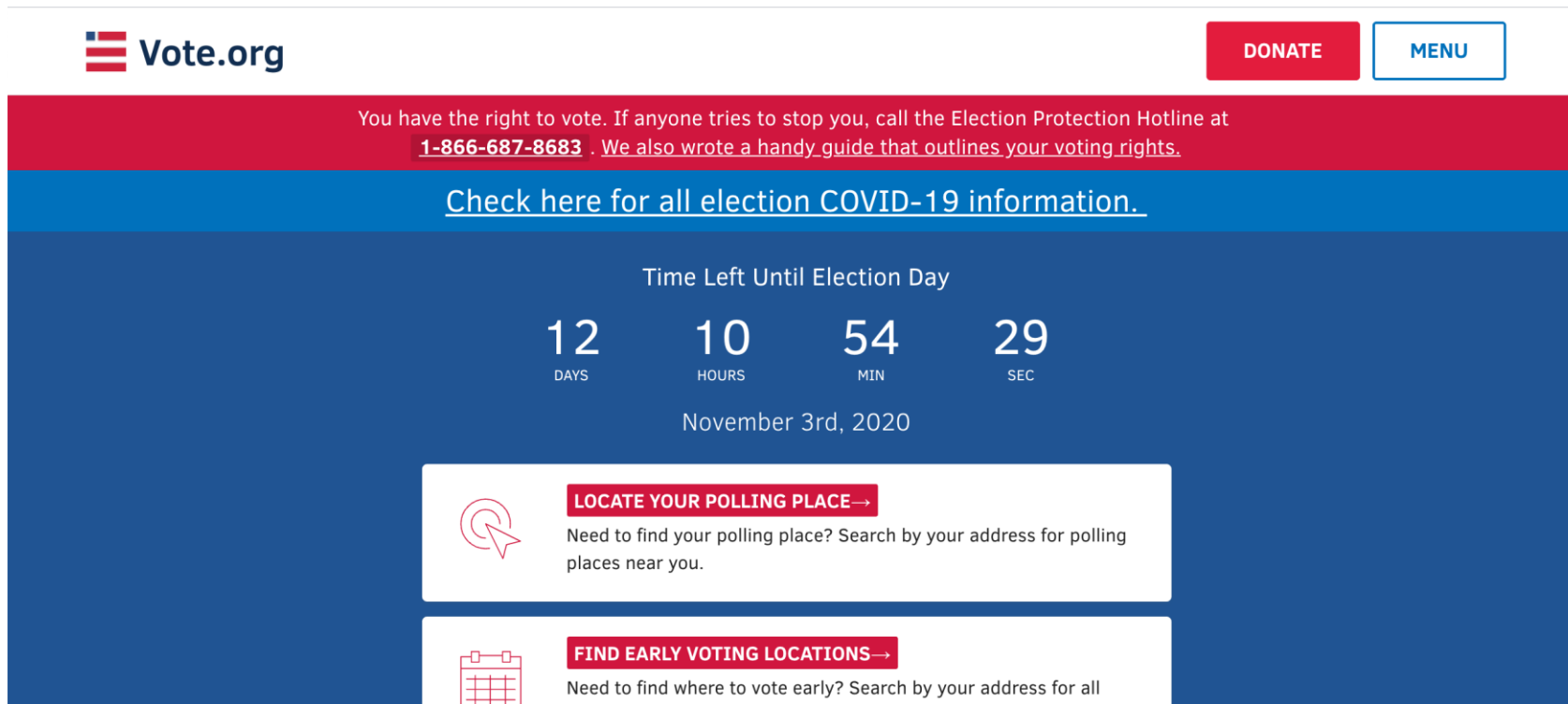
Making a choice on who to vote for can be hard. It is a good idea to learn about the candidates.

Candidates are all the people who want to be the leader. The leader will make important decisions that affect me, my family and my community.



Before I can vote on **Election Day**, I have to register to vote. There are different steps depending on what state you live in. **Vote.org** is a website that will help you register to vote.

Sometimes you can register online. If you can't register online, you have to mail in your application. If I need help, I can ask a trusted person to help me.



The screenshot shows the top section of the Vote.org website. At the top left is the Vote.org logo, which consists of a stylized American flag icon followed by the text "Vote.org". To the right of the logo are two buttons: a red "DONATE" button and a blue-outlined "MENU" button. Below the header is a red banner with white text that reads: "You have the right to vote. If anyone tries to stop you, call the Election Protection Hotline at **1-866-687-8683**. We also wrote a handy guide that outlines your voting rights." Below the red banner is a blue banner with white text that reads: "Check here for all election COVID-19 information." Below the blue banner is a dark blue section. At the top of this section is the text "Time Left Until Election Day". Below this text is a large digital clock showing "12" for days, "10" for hours, "54" for minutes, and "29" for seconds. Below the clock is the date "November 3rd, 2020". Below the date are two white boxes. The first box has a red icon of a magnifying glass over a map and a red button that says "LOCATE YOUR POLLING PLACE →". Below the button is the text "Need to find your polling place? Search by your address for polling places near you." The second box has a red icon of a calendar and a red button that says "FIND EARLY VOTING LOCATIONS →". Below the button is the text "Need to find where to vote early? Search by your address for all".

Vote.org [DONATE](#) [MENU](#)


You have the right to vote. If anyone tries to stop you, call the Election Protection Hotline at **1-866-687-8683**. We also wrote a handy guide that outlines your voting rights.


[Check here for all election COVID-19 information.](#)

Time Left Until Election Day

12 10 54 29
DAYS HOURS MIN SEC

November 3rd, 2020

 **LOCATE YOUR POLLING PLACE →**
Need to find your polling place? Search by your address for polling places near you.

 **FIND EARLY VOTING LOCATIONS →**
Need to find where to vote early? Search by your address for all

My voting checklist:



Register to vote



Learn about the candidates running for office




Make a plan for when and where to vote



 **VOTE!**

When you vote in person, you make your choice inside of a **voting booth**. The booth makes sure nobody else sees who you are voting for. A trusted person can come inside the booth with you if you need help voting, but no one else is allowed to be in the voting booth or watch who you vote for.

When you vote by absentee ballot, you make your choices on paper and seal the envelope. You may put it in the mailbox or go to a designated drop-off box to put your absentee ballot in.



It is important not to share who you are voting for while you are in the **booth**. Who you vote for is private information. You may want to share who you vote for with family or friends, and that's okay! It is important to wait until after you have left the building to share.



After voting, it will take some time for all the votes to be counted. There will be many updates as **Election Day** goes on. Once all the votes are in, the winner will be announced.

The new leader usually does not start their new job until **Inauguration Day**.

